



USER GUIDE

MECHANICAL TIMER, 24HR

When replacing any part on this appliance, use only spare parts that you can be assured confirm to the safety and performance specification that we require. Do not use reconditioned or copy parts that have not been clearly authorised by Keston.

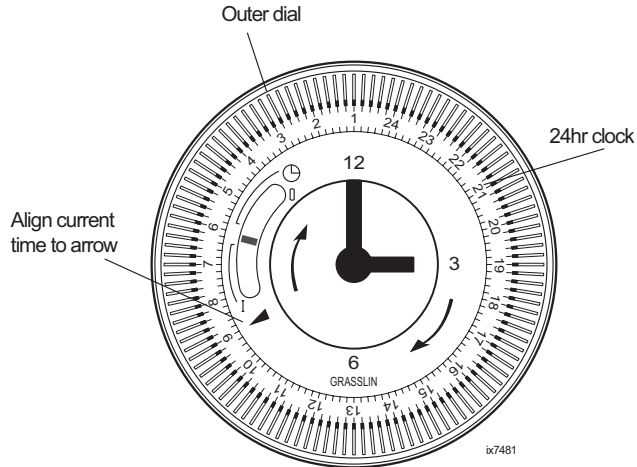
For the very latest copy of literature for specification and maintenance practices visit our website www.keston.co.uk where you can download the relevant information in PDF format.

2016
UIN 216276 A03



Mechanical Timer, 24 Hour

Suitable for the **KESTON COMBI C RANGE**



SETTING UP

The outer dial should be set to the current time. Rotate the dial slowly in a clockwise direction, until the correct hour is aligned with the arrow printed on the dial.

Note that the outer dial is printed with the 24hr clock

8.00am = 8 on the dial,

8.00pm = 20 on the dial.

Clock hands will allow for fine adjustment of the current time setting of the dial.

Do not attempt to rotate the dial in an anti-clockwise direction.



The national regulations and respective safety instructions are to be observed.
Interferences and changes to the device will lead to cancellation of the warranty.

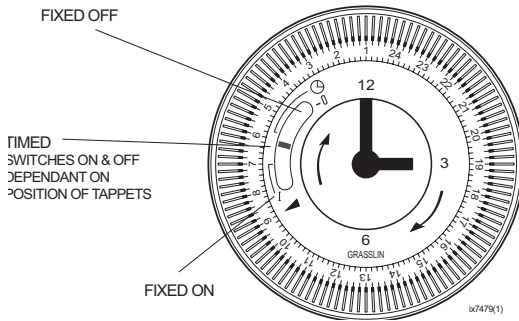
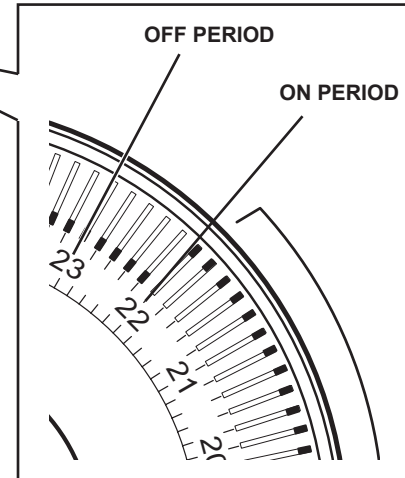
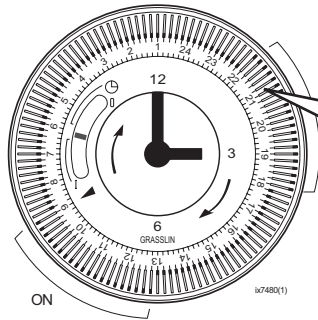
PROGRAMMING SWITCHING TIMES

Set tappets to outer edge for ON periods and set tappets to inner edge for OFF periods.

The example shown has been set with 2 on periods.

ON at 9.00am. OFF at 1.00pm. (13 hours)

ON at 6.00pm. (18 hours) OFF at 10.00pm (22 hours)



MANUAL SWITCH OPERATION

The manual switch will provide Fixed On / Timed / Fixed Off control, thereby allowing manual control of the output without disrupting the timed (tappet) settings.



WEEE DIRECTIVE 2012/19/EC

Waste Electrical and Electronic Equipment Directive

- At the end of the product life, dispose of the packaging and product in a corresponding recycling centre.
- Do not dispose of the unit with the usual domestic refuse.
- Do not burn the product.
- Remove the batteries.
- Dispose of the batteries according to the local statutory requirements and not with the usual domestic refuse.

Keston pursues a policy of continuing improvement in the design and performance of its products.
The right is therefore reserved to vary specification without notice.

Keston Heating, PO Box 103, National Avenue, Kingston Upon Hull, HU5 4JN
Tel. 01482 443005 Fax. 01482 467133. email info@keston.co.uk. www.keston.co.uk

